


4-H Cloverbud Citrus Tree

Project Book

CLOVERBUD
5-7 Year Old



Name: _____ Age: _____

County: _____ Club: _____

Melinda M Hogan, Lake County 4-H 10/98

Revised August 2006 by Vera Collins Lake County 4-H Secretary Available on line at <http://lake.ifas.ufl.edu/4-H/Projects.htm>

Getting Started....

This year I want to learn these things about citrus trees:



This year try to do some of the activities from this list:

- ' Tell my club something I learned about my project.
- ' Show my club something I learned to do with my project.
- ' Visit a nursery or citrus grove.
- ' Show my project tree at the Lake County Fair.
- ' Learn to prune my tree.
- ' Learn about a common pest of citrus.
- ' Take pictures of project tree.

All about my Project Tree....


Variety: _____

Rootstock: _____

Some insects you have found on your tree:

1) _____

2) _____



Draw a picture of your Project tree:

Taking care of my Tree.....

Where do you keep your tree when it is warm?

Where do you keep your tree when it is cold?

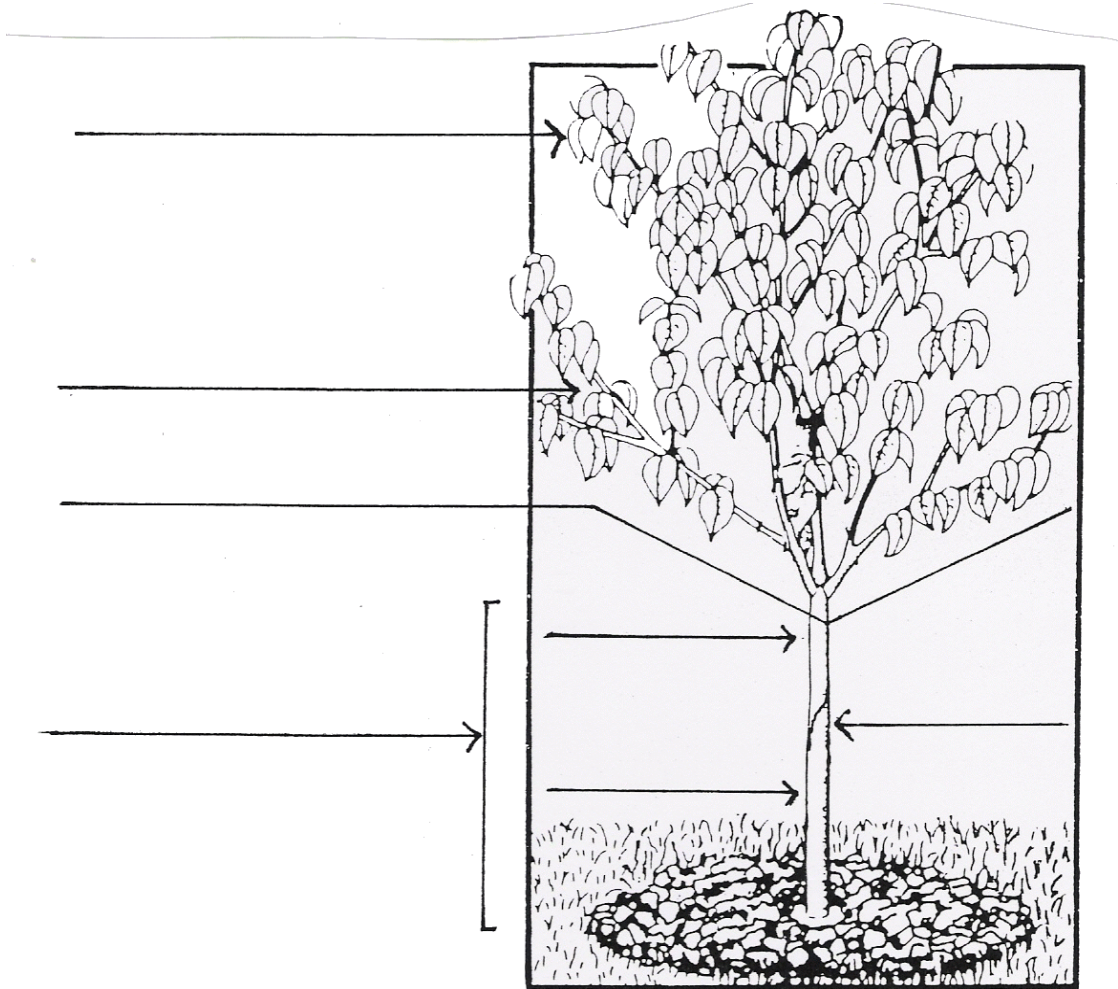
What do you use to fertilize your tree?

How often do you fertilize your tree?

How often do you water your tree?

The Parts of a Tree....

Write in the parts of the tree and color it to look like your tree.



Parts of a Citrus Tree:

Leaf

Trunk

Scion

Branch

Scaffold limbs


Bud Union

Rootstock

Varieties of Citrus...

Choose two varieties of citrus and do the following:

1. List the variety.
2. Decide if the fruit has seeds or not.
3. Draw and color a picture of the fruit.



Variety:

Picture:

Seeds or Seedless:

Variety:

Picture:

Seeds or Seedless:

Project Pictures ...

Glue some pictures here of you with your project.

My 4-H Cloverbud Project Summary

(My name is: _____

(Age: _____ Grade in school: _____

(My address is: _____

(I belong to the: _____ club.

(I have been a 4-H member for _____ year (s).

(I completed the following Projects this year: _

(Did you do.....

Check U

Show and tell, 4-H demonstration


' Yes ' No

Exhibit something you made

' Yes ' No

Project activity sheets or workbooks


' Yes ' No



Complete these questions if you can:

Some of my favorite project activities I worked on this year were:

This year I learned to:



Next year I want to learn about:


I my club I got to: _____



Here are some pictures or drawings of my project activities.

My favorite things in 4-H this year were:

Instructions:



- (Fill out the 4-H Cloverbud Project Summary one time at the end of the 4-H year.
- (For each project you participate in, you can attache project books or worksheets to show your accomplishments.
- (this information will be reviewed and you will be recognized for your participation.



COOPERATIVE EXTENSION SERVICE, UNIVERSITY OF FLORIDA, INSTITUTE OF FOOD AND AGRICULTURAL SCIENCES. Larry R. Arrington, Director, in cooperation with the United States Department of Agriculture, publishes this information to further the purpose of the May 8 and June 30, 1914 Acts of Congress; and is authorized to provide research educational information and other services only to individuals and institutions that function with non-discrimination with respect to race, creed, color, religion, age, disability, sex, sexual orientation, marital status, national origin, political opinions or affiliations. The information in this publication is available in alternate formats. Single copies of extension publications (excluding 4-H and youth publications) are available free to Florida residents from county extension offices. Information on copies for out-of state purchase is available from IFAS-Extension Bookstore, University of Florida, PO Box 110011, Gainesville, FL 32611-0011. Information about alternate formats is available from IFAS Communication Services, University of Florida PO Box 110810, Gainesville, FL 32611-0810.