

4-H Cloverbud Poultry Project Book



Name: _____

Club Name: _____

Your Age: _____

Years in 4-H: _____

Melinda M Hogan, Lake County 4-H 10/98


Getting Started.....

What is "poultry"? Poultry is a word we use to describe chickens, turkeys, ducks, quail, pigeons, and geese.

This year I want to learn these things about poultry:

This year try to do some of the activities from this list:

- (Tell my club something I learned about my project.
- (Show my club something I learned to do with my project.
- (Go to a poultry show, other than Lake County Fair.
- (Show my project chicken (s) at Lake County Fair..
- (Take pictures of my project chickens.
- (Hatch some eggs.
- (Visit a poultry farm.



All About my Project Chickens ...

Name

Breed

Sex

Name	Breed	Sex

Draw a picture of your project chicken (s):



Taking Care of my Chickens....

Where do you keep your Chicken (s)? _____

What do you feed your chicken (s)? _____



Do you collect eggs from
your chicken (s)?

YES

NO

How many eggs do you collect each day? _____

The Parts of a Chicken.....

Write in the parts of the chicken and color it to look like your project chicken.

Parts of a Chicken:

Comb

Wattles

Breast


Beak

Vent

Hock

Wing

Shanks



Breeds of Chickens...

Choose two breeds of chickens and do the following:

1. List the breeds.
2. Decide if each breed is used for meat or eggs.
3. Draw and color a picture of the breed.

BREED _____

BREED _____


Meat or Eggs

Meat or Eggs

--	--	--	--

Project Story.....

Talk about what you did with your 4-H poultry project this year.



My 4-H Cloverbud Project Summary

(My name is: _____

(Age: _____ Grade in school: _____

(My address is: _____

(I belong to the: _____ club.


(I have been a 4-H member for _____ year (s).

(I completed the following Projects this year:

(Did you do.....



Check U

Show and tell, 4-H demonstration	' Yes	' No
Exhibit something you made	' Yes	' No
Project activity sheets or workbooks	' Yes	' No



Complete these questions if you can:

Some of my favorite project activities I worked on this year were:



This year I learned to:

Next year I want to learn about:

I my club I got to: _____



Here are some pictures or drawings of my project activities.

My favorite things in 4-H this year were:

Instructions:



- (Fill out the 4-H Cloverbud Project Summary one time at the end of the 4-H year.
- (For each project you participate in, you can attache project books or worksheets to show your accomplishments.
- (this information will be reviewed and you will be recognized for your participation.

COOPERATIVE EXTENSION SERVICE, UNIVERSITY OF FLORIDA, INSTITUTE OF FOOD AND AGRICULTURAL SCIENCES. Larry R. Arrington, Director, in cooperation with the United States Department of Agriculture, publishes this information to further the purpose of the May 8 and June 30, 1914 Acts of Congress; and is authorized to provide research educational information and other services only to individuals and institutions that function with non-discrimination with respect to race, creed, color, religion, age, disability, sex, sexual orientation, marital status, national origin, political opinions or affiliations. The information in this publication is available in alternate formats. Single copies of extension publications (excluding 4-H and youth publications) are available free to Florida residents from county extension offices. Information on copies for out-of state purchase is available from IFAS-Extension Bookstore, University of Florida, PO Box 110011, Gainesville, FL 32611-0011. Information about alternate formats is available from IFAS Communication Services, University of Florida PO Box 110810, Gainesville, FL 32611-0810

