


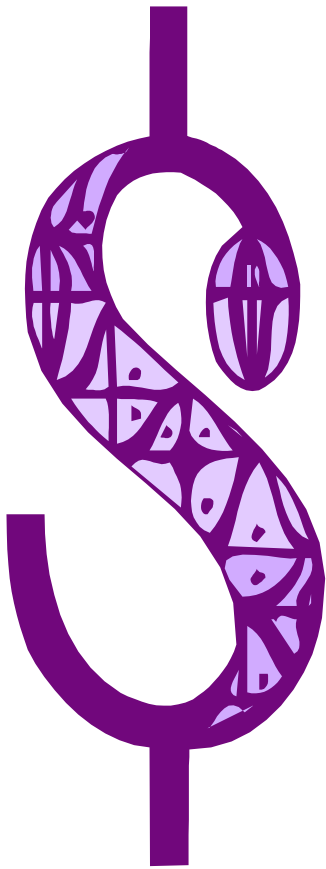
4-H Consumer Choices Project Record



Name: _____ Age: _____

Club Name: _____ Years in 4H: _____

The Institute of Food and Agricultural Science (IFAS) is an Equal Opportunity Institution authorized to provide research, educational information and other services only to individuals and institutions that function without regard to race, creed, color, religion, age, disability, sex, sexual orientation, marital status, national origin, political opinions or affiliations. U.S. DEPARTMENT OF AGRICULTURE, COOPERATIVE EXTENSIONS SERVICE, UNIVERSITY OF FLORIDA, IFAS, FLORIDA A & M UNIVERSITY COOPERATIVE EXTENSION PROGRAM, AND BOARDS OF COUNTY COMMISSIONERS COOPERATING.



This project record can be used to complete a Consumer Education Project when you are participating in Consumer Judging Contests. You can complete this project by attending training sessions, participating in the contest and doing shopping activities. The goals of this project are for you to:

- \$ Gain skills in comparing price, quality, and situation when making a consumer decision.*
- \$ Be able to tell others why you made your consumer decision based on facts.*
- \$ Gain knowledge in selected categories*

1). List the consumer choices categories that you learned about this year:

What I learned: Tell at least one thing you learned in each category you studied this year:

Category 1: _____

Category 2: _____

Category 3: _____

Category 4: _____

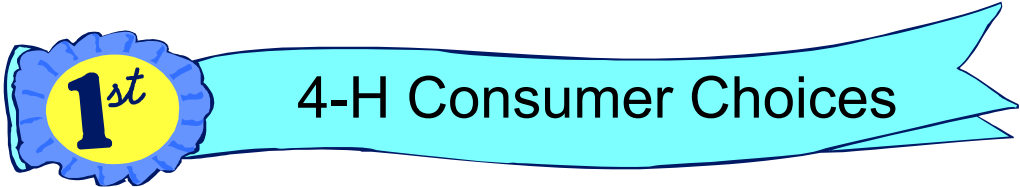
Category 5: _____

Category 6: _____



Learning Experiences: List the training classes, exhibits, judging contests, demonstrations, and field trips you went on this year while studying Consumer Choices. Check your level of participation.

Date	Activity you did or attended	Level of your participation			
		CLUB	COUNTY	DISTRICT	STATE



Awards: List any ribbons, trophies, medals, or money that you received for your participation in Consumer Choices:

Date	Award you received	Reason for award

Leadership and Citizenship: Have you taught others or have you helped your community with the information you learned in Consumer Choices?

Date	What you taught or who you helped	# of people

Store Comparison Activity: Choose an item from one category you studied. Visit 3 different stores. Compare the cost of the item at each store. Tell the type of store: club, discount, department, full service grocery, or convenience store.

Item you shopped for: _____

	Store name and type of store	Cost of item
Store #1		
Store #2		
Store #3		



Brand Comparison Activity: Choose a category you studied and do a comparison of at least 3 different brands of the same item from the category at the same store. Tell the good and negative points of each of the brands.

Item shopped for: _____ Store shopped at: _____

	Cost	Good Points	Negative Points
Item #1 Brand: _____			
Item #2 Brand: _____			
Item #3 Brand: _____			

Which brand would you buy and why? _____

Project Summary

LEADERSHIP

List your accomplishments both in this project and as a member of your club, county council, etc.
Ex: participate in TLC as the delegate to District VIII meetings.

Date	Please Describe

COMMUNITY SERVICE

List in detail your individual or club community service accomplishments and the purpose for the service.
Ex: Our 4-H Club saw a need for a food drive & collected 200 items that were delivered to the needy.

Date	Activities and Events

PRESENTATIONS

List in ***detail*** the demonstrations, speeches, exhibits, workshops where you presented. Also list the topic of your presentation & the level at which you participated at.

Ex: County Events Demonstration - "How to prepare your Rabbit for Show" Check County

Date	Activity	Topic	Please check level				
			Individual	Club	Cnty	District	State

CLUB ACTIVITIES

What activities did you participate in with your 4-H Club.

Ex: Workshops, fair, field trips, judging trips

Date	Activities

NEWSPAPER Articles and/or Pictures of your 4-H Project

NEWSPAPER Articles are extra and will not be deducted.

If you or your 4-H club was in the newspaper please attach the article here.

For project pictures, be sure to include captions describing each photograph. If possible show (The Beginning of your project (work being done and (your completed project. (Minimum of 3 pictures). You may insert pages as needed.

